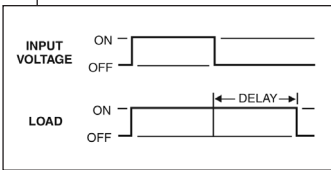


FEATURES

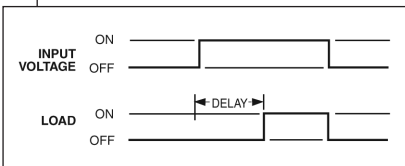
- True Off Delay / Delay on Make Timer
- 2 Timing modes adjustable via rotary switch
- a – True Off
- e – Delay on Make
- Relay output form: DPDT – 8 Amps
- Output indicator: Red LED
- Input indicator: Green LED
- DIN rail mounting
- UL and CE approvals, RoHS compliant

TIMING MODES

a – True Off Delay Application of the supply voltage energizes the output relay. The timing period begins upon removal of the supply voltage. At the conclusion of the timing period, the output relay is de-energized. Reapplication of input voltage before the delay expires resets the time period.



e – Delay on Make Application of power to the timer input voltage terminals starts the time delay cycle. At the end of the preset delay, the output transfers until it is reset by interrupting the input voltage.



182

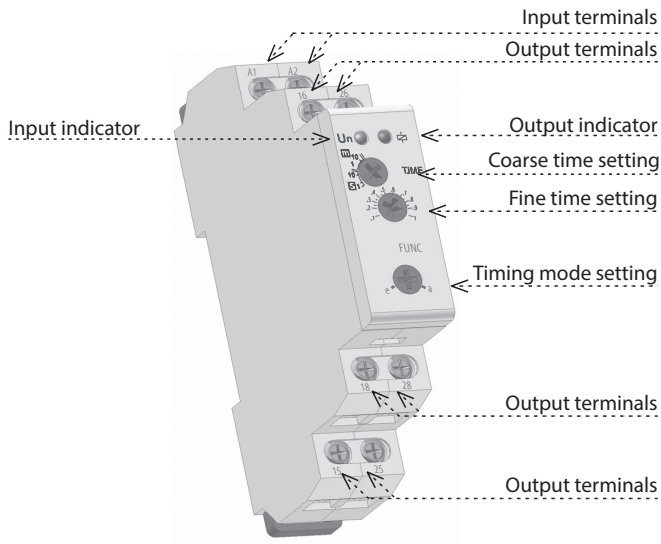
TRUE OFF
DELAY /
DELAY ON
MAKE
TIMER

11/14/14

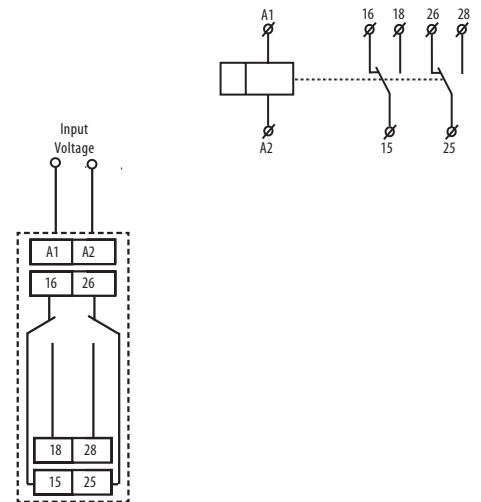
SPECIFICATIONS

- Number of timing modes** . . . 2
- Input terminals** A1-A2
- Input voltage** AC/DC 12-240V (AC 50/60Hz)
- Input voltage tolerance** . . . -15% to +10%
- Input indicator** Green LED
- Time ranges** 0.1 second-10 minutes
- Time settings by** Potentiometer
- Setting accuracy** 5%
- Repeatability** 0.2%
- Relay output form** DPDT
- Rated current** 8Amps
- Switching capacity** 2000 VA/ AC, 192 W/ DC
- Inrush current** 10A / < 3s
- Switching voltage (max)** . . . 250VAC / 24VDC
- Switching capacity DC (min)** 500mW
- Output indicator** Red LED
- Mechanical life** 30 million operations
- Electrical life (resistive)** . . . 70,000 operations
- Operating temperature** . . . -20°C to +55°C
- Storage temperature** -30°C to +70°C
- Dielectric strength** 4 kV
- Operating position** any
- Mounting** DIN rail EN 60715
- Protection degree** IP 40 from front panel
- Wire size (max)** 14AWG
- Standards** EN 61812-1, EN 61010-1, UL, CE, RoHS

FEATURES



WIRING DIAGRAM



11/14/14